



Collection of Sheet Metal Machines

- HYDRAULIC NOTCHING MACHINE
- LOCK FORMING MACHINE
- POWER SLITTER
- HAND OPERATED SWAGER
- ROTARY CLADDING MACHINE
- HAND NOTCHER



Y-16




HAND NOTCHER

Maximum Force	4 tons.
Maximum capacity Mild steel	1.6 mm (16GA)
Notch	152mm x 152 mm x 90° (6"x 6"x 90°)
Stroke	19 mm (3/4")
Table size	457 x 305 mm (18"x 12")
Shipping weight. Net / Gross	90 / 110 kgs
Packing size	630 x 600 x 600 mm

ROTARY CLADDING MACHINE

STANDARD EQUIPMENTS



U-22

Model	Capacity mild steel	Dis. between shaft center	Depth of throat	Net/Gross weight	Packing size
U-22	0.8mm / 22GA	50mm / 2"	178mm / 7"	35 / 40kgs	530 x 530 x 230mm



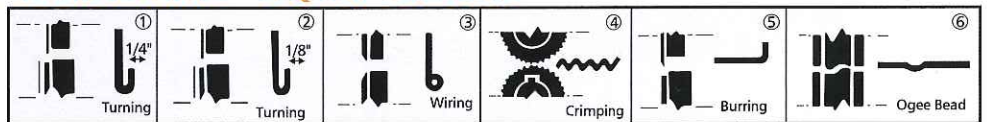
U-22



K-20

HAND OPERATED SWAGER

STANDARD EQUIPMENTS



K-20

Model	Capacity mild steel	Dis. between shaft center	Depth of throat	Net/Gross weight	Packing size
K-20	1.0mm / 20GA	50mm / 2"	100mm / 4"	45 / 55kgs	550 x 350 x 650mm

POWER SLITTER

SFS-548

Capacity	5 Cuts on 26GA and lighter
Speed	Approximately 60 feet per minute.
Motor	1 HP. 110V/Single phase/60Hz.
Drive	Chain
Stand	Arc welded steel.
Shipping weight	430 kgs
Packing size	1800 X 1000 X 1280 mm



SFS-548

• The above specifications subject to change without prior notice.

LOCK FORMING MACHINE



L-20





PITTSBURGH
LOCK BUILT IN.

5/16"
(8mm)



Flange Attachment
(STANDARD FOR L-24)

OPTIONAL ROLLS MOUNTED ON OUTBOARD SHAFTS FOR L-20

Rolls	 Double seam rolls	 Drive cleat rolls	 Flange attachment	 Right angle rolls
Capacity	20-26GA	20-26GA	20-26GA	20-26GA
Approx. material used	1" (25mm)	2-1/8" (54mm)	up to 3/16" (5mm)	up to 3/8" (9.5mm)
Size	3/8" Seam (9.5mm)	1-1/8" Width (28mm)	up to 3/16" Height (5mm)	up to 3/8" Height (9.5mm)

L-20/24 SPECIFICATION

	L-20	L-24
Capacity	20GA and lighter	24GA and lighter
Depth of pocket	5/16"(8mm) Width of hammer-over edge adjustable up to 3/8" (9.5mm).	5/16" Width of hammer-over edge.
Speed	25 feet per minute.	30 feet per minute.
Motor	1 hp	1/2 hp
Drive	V-BELT.	
Stand	Arc welded steel. Heavy top plate	
Feature	All steel forming head, hardened and ground shafts, Case hardened steel forming rolls, Machine cut gear. and needle type roller bearing throughout.	
Dimensions	1080 x 550 x 1150 mm	1000 x 600 x 730 mm
Shipping weight	160 kgs	100 kgs

*The above specifications subject to change without prior notice.

HYDRAULIC NOTCHING MACHINE



STURDY WORKHEAD, CONICAL GROOVES WITH SET OF GONIOMETRY SQUARES ON RIGID CAST IRON WORKTABLE.



SAFETY POWER ON/OFF.



LATERAL MECHANICAL HOLDDOWN IS STANDARD EQUIPMENT.

HY-4 SPECIFICATION

Maximum capacity mild steel	4 mm
Max. notch	220 x 220 mm
Ram stroke	25 mm
Stroke per minute	35 spm
Motor	3 HP
Shipping weight	450 kgs
Packing size	1000 x 900 x 1350 mm

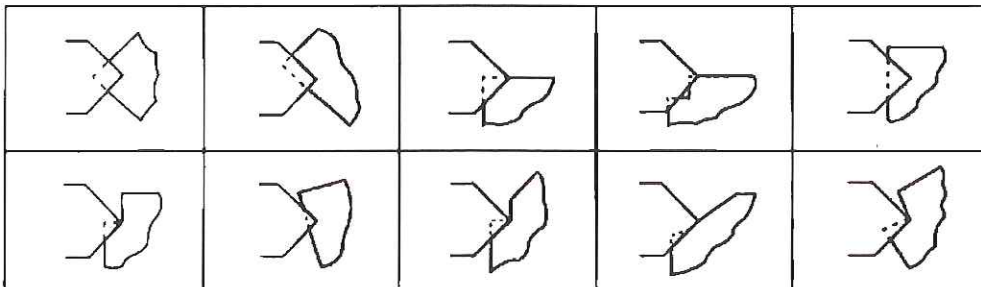
• The above specifications subject to change without prior notice.

HY-4

OPTIONAL ACCESSORY:

- FRONT SLIDING SUPPORTER FOR OVERSIZE WORKPIECE.
- INTERNAL STOP-ROD WITH DUAL SCALE FROM BACK SIDE.

WORKING METHOD: NOTCHING



FINTEK

FINTEK INDUSTRY COMPANY LIMITED

P.O.BOX 1481 TAIPEI, TAIWAN.

TEL: +886-2-2523-6891

<http://www.fintekwell.com.tw>

FAX: +886-2-2523-5419

E-mail: fintek.tw@gmail.com

